

### **W01 – 1.7 Dream Vacation**

I started planning using something that would correlate to a real vacation. My husband travels the UK annually (when we aren't dealing with COVID) and we enjoyed our trip we took together, but I did travel home alone. Now that we have older children, it would not be unrealistic for me to travel and do my own thing while he is working, but still enjoy time together and not have to travel alone on the long flight.

#### **Travel Dates: 8 March 2022 – 16 March 2021**

The timing is largely due to certain things only being available during certain times of year, I would imagine weather or touristy times.

My passport also expired a couple of months ago, thus I factored in renewal time for my planning.

This is frequently when my husband would be traveling to the area. Also, my birthday is that week, so it would be a great time to travel.

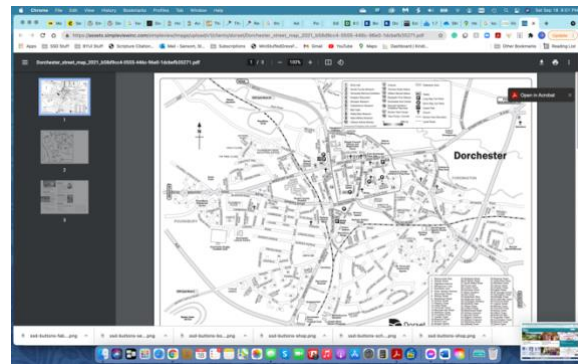
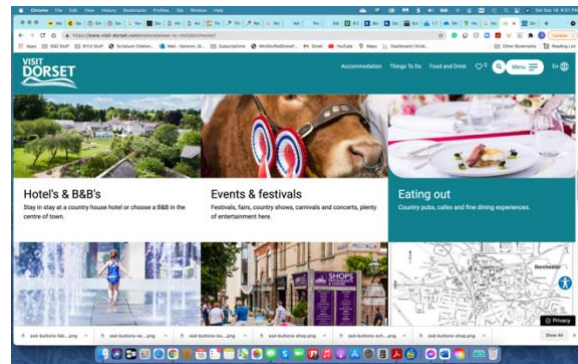
It might seem like a long time, but I struggled to fill the 7 days and 7 nights requirements otherwise. With such a long in-air travel time, I had to extend the overall trip time. However, I suppose I could have counted the in-air over-night transits as "night" stays.

I also had to adjust for adequate transit time between the ultimate destination (Dorchester) and point of arrival (London). While there are airports that were considerably closer to Dorchester, the closest flights I could find were to London's Heathrow Airport.

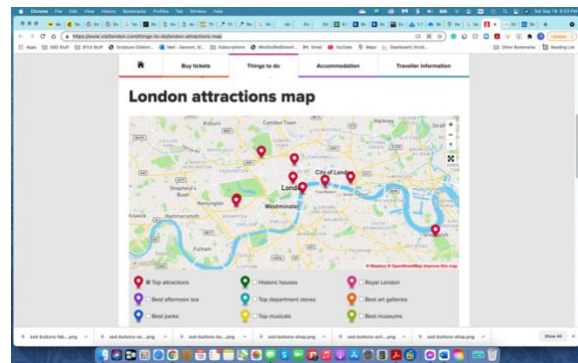
#### **Location: Dorchester England (and London England)**

I am a huge fan of 19<sup>th</sup> Century British literature (outside of Dickens) and would love to be able to see these places that held their inspiration firsthand. I went down the quick list of my favorite authors and selected Thomas Hardy. I am focusing on sites that are primarily related to the novel Tess of the D'Urbervilles.

## Dorchester – Tourist Website and Map



## London – Tourist Website with Map

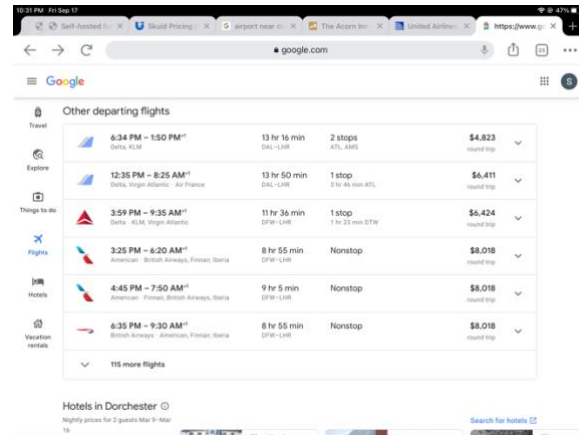
**Airfare: American Airlines**

I selected American Airlines primarily because DFW Airport is one of their major travel hubs. I live in DFW, so it was a natural selection. I did search all airlines in my attempt to find flights into Bournemouth, the closest airport, and other surrounding airports.

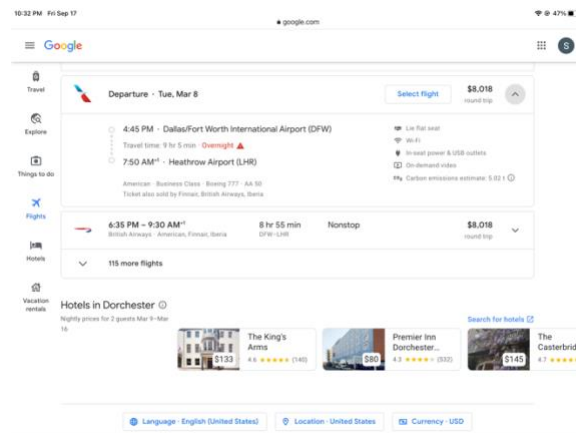
Upon searching the travel time from Heathrow to Dorchester, I even searched flying out of Houston Intercontinental Airport (IAH). My theory was if I was going to spend over 4 hours in transit from city to city using preferred mode of transport (train), I could do that same transit

stateside and drive myself to Houston. It wouldn't be the first time we've done something crazy like that. However, even IAH departing flights yielded me no better results. I opted for seeing the beautiful English countryside (or that's the hope).

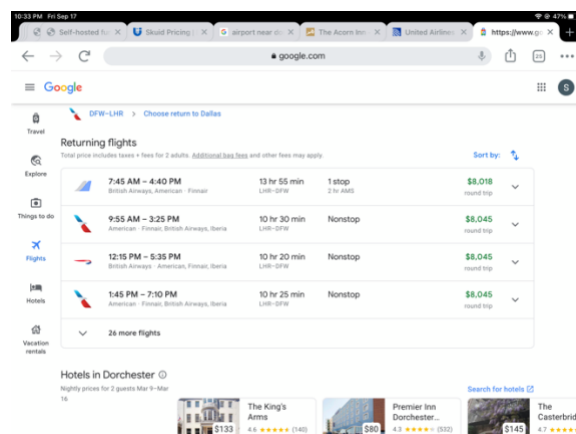
### Flight search via Google



### Selection of Departing Flight



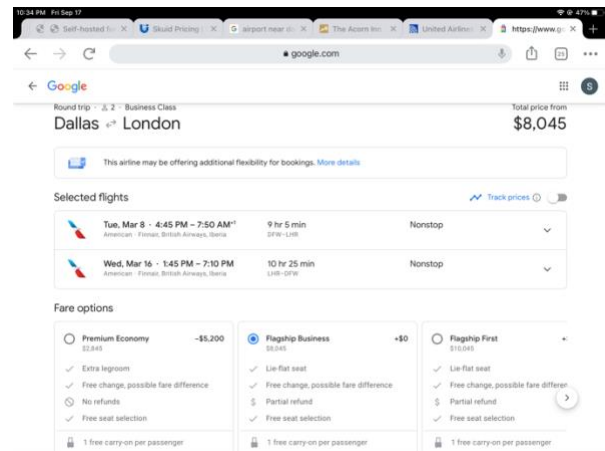
### Options for Return Flight



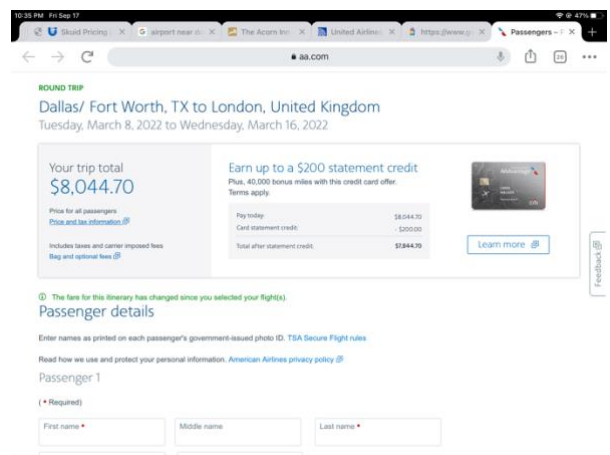
### Selection of Return Flight

I don't do long airplane trips as well as the average person, so I selected "non-stop" to limit the travel time to only what was necessary.

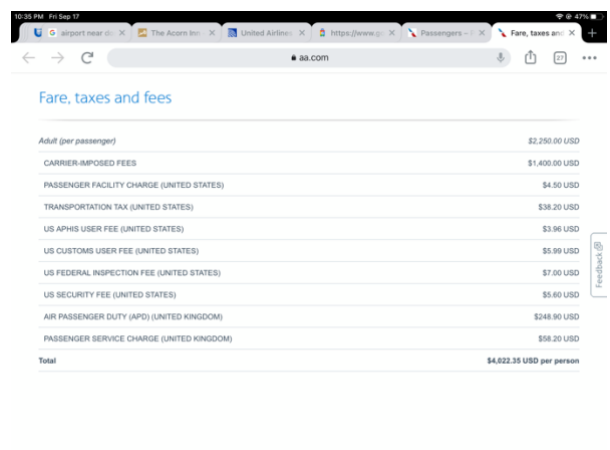
American Airlines was more than happy to try and "up-sell" my reservation.



Total Round Trip Flight Cost before entering passenger details. Non-stop. Business class seats for 2 adult passengers.



Break down of total flight expenses per person.



**Hotel reservation: The Acorn Inn (Dorchester), Park International Hotel (London)**

The Acorn Inn is a premier location and while it is not the 5-star hotel I would have selected; it is a 4-star hotel with the Thomas Hardy experience.

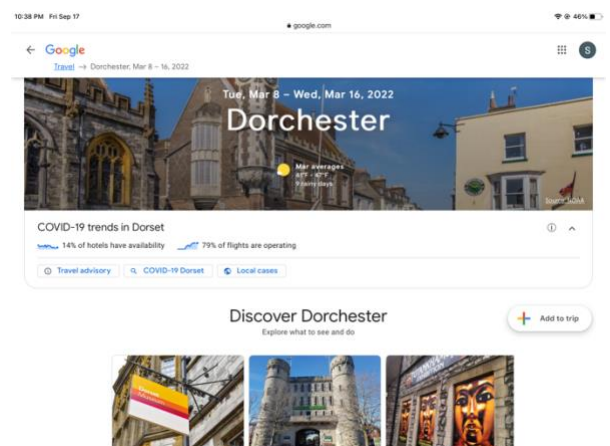
The inn also features an on-site restaurant which I figured would be a huge help in making sure I was fed safely this trip. I have multiple food allergies and on a previous trip to London, we discovered that eating is a challenge. I still shake my head the day we saw the McDonalds. It was the most expensive and absolute worst McDonald's food I have ever eaten, but that meal I did not have to worry about what things were lurking in my food. As a result of previous experience, I based some decisions on safe-food availability.

I opted for a 5 night stay in Dorchester due to schedules to get back to London. It was easiest to cut Dorchester short and stay a couple of days in London to meet the assignment guidelines.

A quick Google search helped me find the perfect hotel – the one mentioned in the book Tess of the D'Urbervilles.



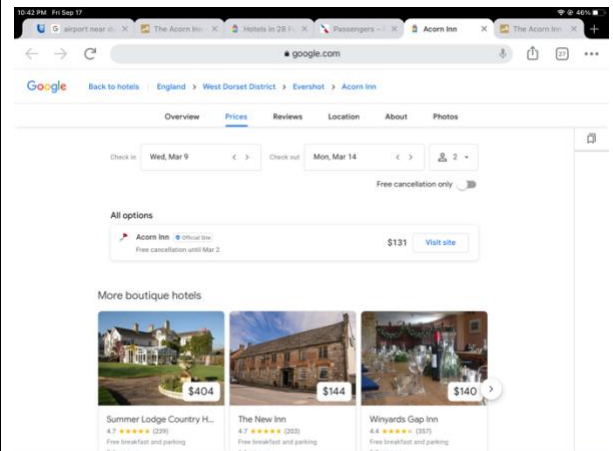
I saw that Google had its own trip planning platform. I switched to help keep things straight and in one place. I like quick and easy access to information. This also offered me suggestions on things to see and places to visit.



## Selecting the Dorchester Hotel – The Acorn Inn

This hotel, I had to search on the hotel website to get the information I needed.

This hotel was further away from attractions than anticipated but is near a bus stop. However, I decided it was easiest to rent a car for personal reasons. This offers more flexibility for health concerns.



## The Acorn Inn Website

I truly enjoyed this website. From a user standpoint it was easy to navigate and find what I needed. From a design standpoint it was aesthetically pleasing.

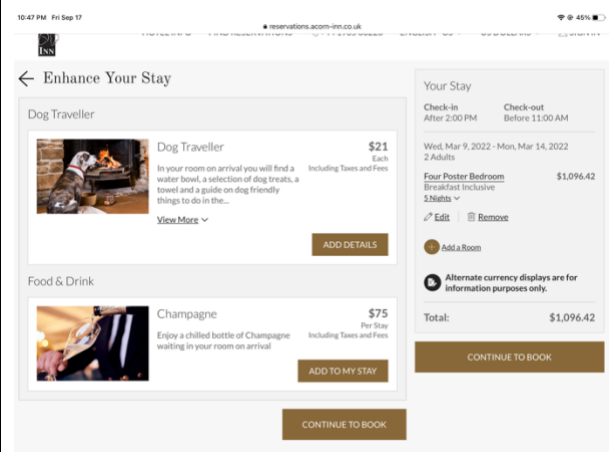
I was quickly able to compare the rooms and figure out what each of the options meant.



## Selecting the room – The Four Poster Bedroom Breakfast Inclusive package.

This package includes a full 3-course English breakfast each morning. This allows me to have a leisurely vacation without having to get up early to find a suitable eatery.

The hotel was quick to try and “upsell” my room reservation. I declined.



Booking information – I was able to expand the daily details on the reservation information.

Also, under the information to guests and payment, their policies were clearly visible.

10:48 PM Fri Sep 17 reservations.assom-hm.co.uk

Expiration Date (MM/...) CVV \*

Name on Card \*

Polices:

Check-in After 2:00 PM Check-out Before 11:00 AM

ROOM 1 FOUR POSTER BEDROOM

Guarantee Policy  
A valid credit card is required to secure the reservation. Unless otherwise stated, this is not charged at the time of booking. This card will be charged in the event of non-arrival or late cancellation. Full payment will be taken upon arrival.

Cancel Policy  
Booking can be cancelled up to 7 days prior to arrival without any charge. Thereafter full payment will be required.

Your Stay

Check-in	Check-out
After 2:00 PM	Before 11:00 AM

Wed, Mar 9, 2022 - Mon, Mar 14, 2022  
2 Adults

Room	Price
Four Poster Bedroom	\$1,096.42
Breakfast Inclusive	
3 Nights	
Mar 9, 2022	\$213.77
Mar 10, 2022	\$213.77
Mar 11, 2022	\$227.56
Mar 12, 2022	\$227.56
Mar 13, 2022	\$213.77

[Edit](#) [Remove](#)

[Add a Room](#)

Alternate currency displays are for information purposes only.

Total: \$1,096.42

[CONTINUE](#)

Connect with us

[f](#) [t](#) [i](#) [u](#) [p](#)

### Selecting the London Hotel – Park International Hotel

I narrowed my search down to 4-star and 5-star hotels with certain features. I then selected from the list. Having stayed in London before, I viewed pictures for several hotels and went through their options.

I was able to price compare on the Google Trip Planning website, but I opted to go directly to the hotel website booking to make my reservation and get additional details.

11:18 AM Sat Sep 18

The Assom Inc. Park Internatio... Park Internatio... Thomas Harri... 35 Our Branches... Thomsombe... 17514

Back to hotels England Greater London London Kensington Park International Hotel

Overview Prices Reviews Location About Photos

Park International Hotel

4-star hotel

117-129 Cromwell Rd, London SW7 4DS, United Kingdom • +44 20 7370 5711

Website Directions Saved Share

Check availability

4.1 Very good 843 reviews

Great dining Free breakfast Free Wi-Fi Air-cond

Modern rooms and elegant suites with free breakfast & Wi-Fi, plus a chic piano bar/restaurant.

Compare prices

Check in Wed, Mar 9 Check out Mon, Mar 14 2

North to south

Free cancellation rate

Selecting the room – Superior Rooms: Chairman's Suite with the Advance Purchase discount (save 20%).

I went with a more open and spacious feeling room based on previous experience and my claustrophobia.

11:04 PM Fri Sep 17 reservations.frasershospitality.com

Superior Rooms: Chairman's Suite

Advance Purchase Save 20%

2 nights

Average Nightly Rate

Room	Price
Chairman's Suite	\$264
2 nights	\$527.39
Total	\$527.39

[SELECT](#)

[CANCEL](#)

About this room:

Guests 2 • 1 King • 19m<sup>2</sup> 39 sqm

Air Conditioning Desk or Workplace Free Wi-Fi

Chairman's Suite is our luxurious suite with high ceilings, sitting area, bathtub & shower.

Chairman's Suite is equipped with one king size bed, free Wi-Fi, shower and bathtub, LCD/LED amenities, mini bar (rechargeable), slippers and bathrobes. The average room size is between 32sqm and...

[View More](#)

Advance Purchase Save 20%

Booking information – I was able to expand the daily details on this website as well.

Again, the Hotel Policies were clearly stated under the reservation purchase form.

The screenshot shows the 'reservations.frasershospitality.com' website. On the left, there is a booking form with fields for 'Expiration Date (MM..)', 'CVV \*', and 'Name on Card \*'. Below the form is an 'Add coupon' section. To the right, under 'Your Stay', it shows a check-in date of 'Mon, Mar 14, 2022' and a check-out date of 'Wed, Mar 16, 2022' for 2 adults. The room selected is 'Superior Rooms, Chairman's Suite' with an 'Advance Purchase Save 20%' discount. The total price is \$527.39. Below the stay details, there is a 'Policies' section listing check-in/out times, guarantees, and cancellation policies. A red 'CONTINUE' button is at the bottom right of the form area. The footer includes links for 'AWARDS', 'PRESS', 'BLOG', 'CAREERS', 'DEVELOPERS', and 'SITEMAP', along with logos for various hotel brands like FRASERS, MODENA, and capri.

**Transportation:** Own Vehicle with airport parking. Rental Car.

Travel to and from DFW Airport

Own vehicle. Park in airport. We reside outside of taxi service range, and it is very costly to use Uber or Lyft to our house. It is cheaper to just park the car at the airport.

The screenshot shows the 'Park at DFW' website. It features a 'Book Parking and Save' form with fields for 'Arrival Date and Time' (2022-03-08, 2:00 PM) and 'Departure Date and Time' (2022-03-10, 8:00 PM). There is a 'Phone Code' field and a red 'Book Now' button. Below the form, it says 'P. Frisco Park, Co.' and 'Book Now with Prepaid Parking'. At the bottom, there is a 'DRIVE' section with the text 'The Choice is Clear. Drive Yourself'.

Booking Parking at DFW Airport –

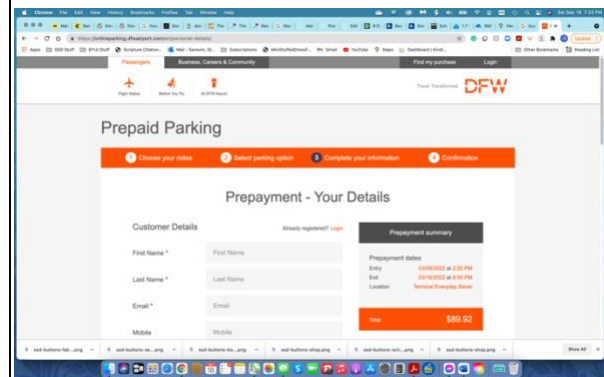
You save up to 50% off terminal parking if you pre-pay. According to this we actually save more than 50% on our parking package.

We also have Dallas Toll Tags that allow us to easily pay entrance and exit from the airport as well as pay for our parking automatically with our tag.

The screenshot shows the 'Select a location' page on the DFW Airport website. It displays two main parking options: 'Terminal Everyday Saver' and 'Express North Saver'. The 'Terminal Everyday Saver' option is highlighted with a red border and shows a price of \$99.92. The 'Express North Saver' option shows a price of \$99.00. Below these options, there are bullet points listing features such as 'Park in new privately long-term parking lot within 10 minutes of the terminal', 'Convenient garage parking located right next to all of the DFW terminals', 'DFW's new Terminal 5 car and SUV rental service provides transportation between terminals', 'Covered Parking location at the North End of the airport', 'Free valet of all your vehicles with shuttle service every 5 minutes', 'Free bottled water', and 'Luggage assistance by friendly, courteous shuttle drivers'.

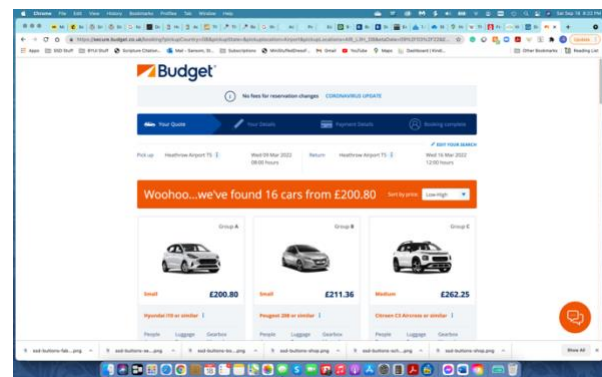
### Prepaid Parking at DFW Airport

For the slightly more than the cost of a one-way Uber ride we have paid for parking for 8 days of Airport Terminal Parking.

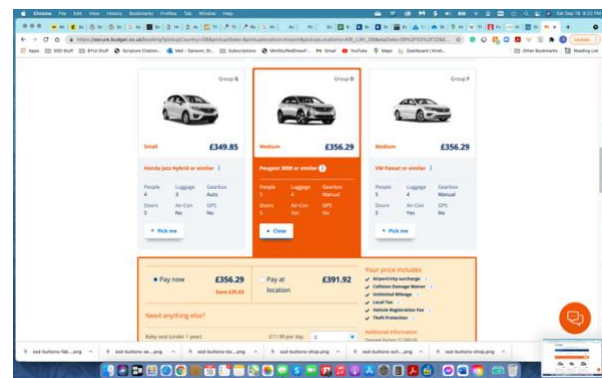


### Rental Car – Budget Heathrow Airport

I selected my basic specifications based on travel dates. I had to guess which location, but this works for estimating.

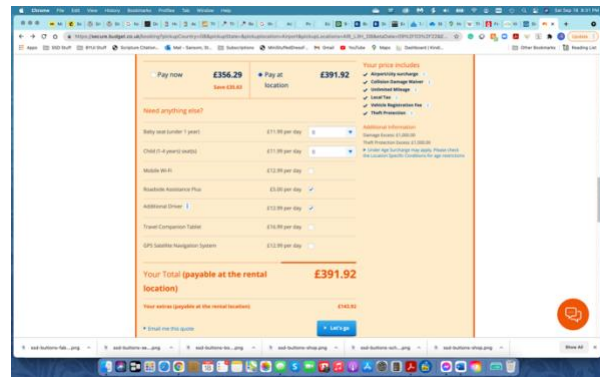


### Rental Car – Selection



## Rental Car

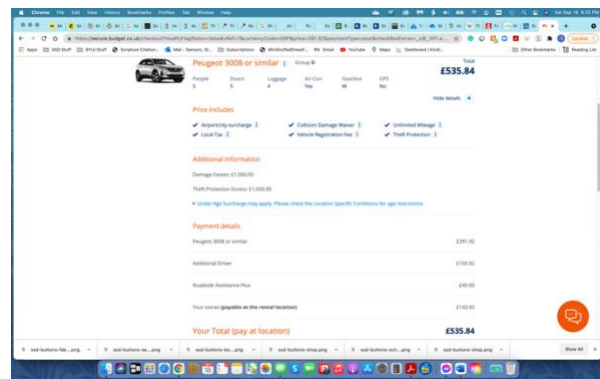
Budget was quick to “upsell” me on a lot of features. I did add the additional driver and roadside assistance.



## Rental Car – Estimated Cost

I had to manually calculate the amount in USD - \$741.46.

Fortunately, we have a credit card that handles all the currency exchange non-sense for us so knowing exactly was not a huge concern.



## Three activities: Thomas Hardy tourist stuff

Day 1 – March 8 – Travel from DFW to London.

Day 2 – March 9 – Happy Birthday, Travel from London to Dorchester. Rest.

Day 3 – March 10 – **Thomas Hardy Statue, Dorset Museum, Hangman’s Cottage, Thomas Hardy Explorer**

Day 4 – March 11 – **National Trust Max Gate**

Day 5 – March 12 – **National Trust Hardy’s Cottage**

Day 6 – March 13 – **National Trust Hardy Monument**

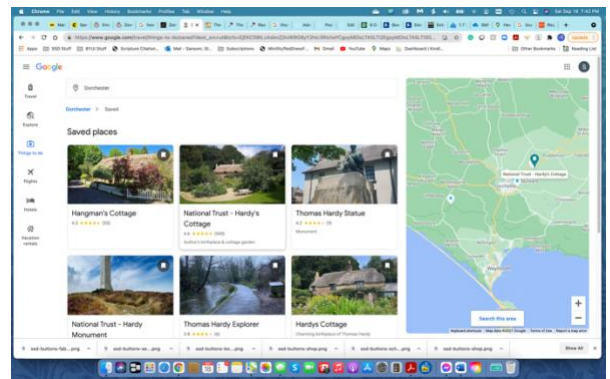
Day 7 – March 14 – Travel from Dorchester to London. Rest.

Day 8 – March 15 – Harrod’s

Day 9 – March 16 – Travel from London to DFW.

## Selecting Activities – Saved Options with Map

Google made this selection very fast and helped me visualize where things were.

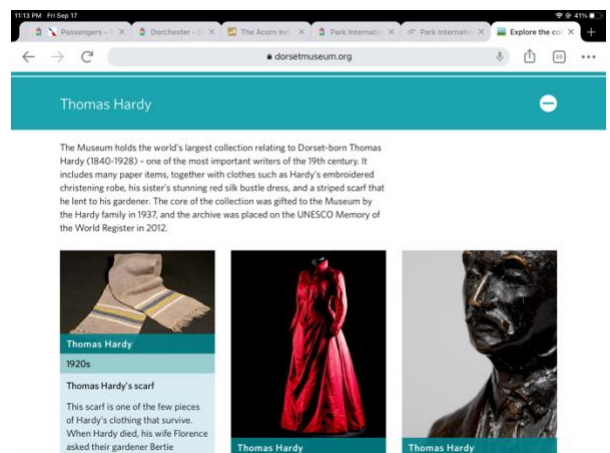


## Dorset Museum – Checking which exhibits are available or will be available.



## Dorset Museum – Thomas Hardy Exhibit

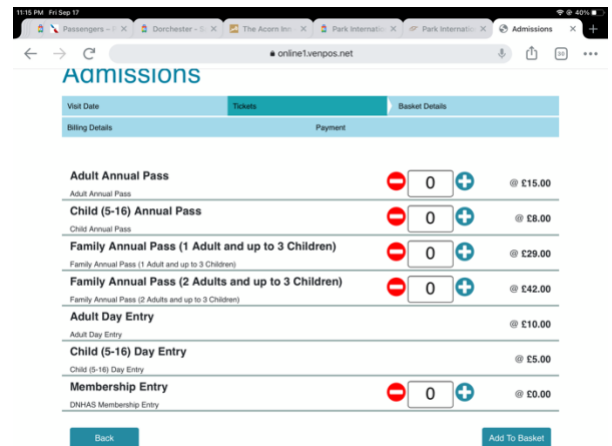
The website had a nice overview of the exhibit.



### Dorset Museum – Booking Exhibit Tickets

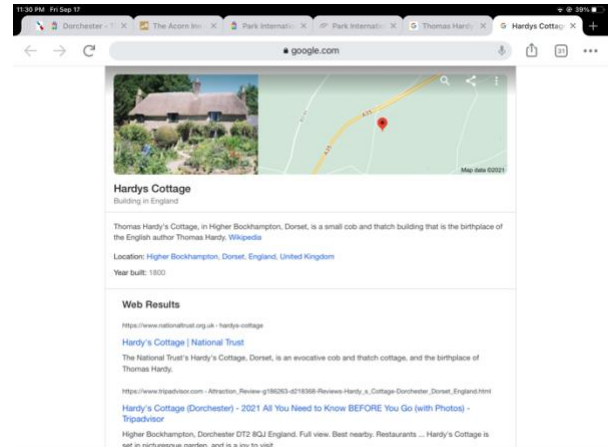
Looks like day passes are at entrance, need to allow extra time.

By providing the information for all tickets, it could be tempting to simply purchase annual passes to have them already in hand upon arrival.



### The Google Trip Planner – Additional Information

The trip planner made it easy to find the information needed to plan activities.



### National Trust Hardy's Cottage



